


5 Colors | 4 Sizes | 2 Finishes

ELEMENT STONE PORCELAIN


NEMO
TILE + STONE




SILVER



CARBON



IVORY



GREY | CARBON TURTLE MOSAIC

NEMO
TILE + STONE

ELEMENT
STONE LOOK PORCELAIN

V3 Variation | Matte Finish

ELEMENT

Inspired by rich, untouched quartzite stone, the Element collection adds texture and energy to any surface. The multi-faceted, stone-look tile is designed to blur the line between the built environment and nature. Element is offered in a regular finish for indoor applications and a grip finish that is suitable for outdoors allowing for seamless design across spaces. Element's colorways, floor tile, mosaics and trim pieces create a sense of comfort and relaxation in residential, commercial or hospitality settings.



Ivory



Silver



Gray



Earth



Carbon




EARTH | IVORY | GRAY

NEMO
TILE + STONE

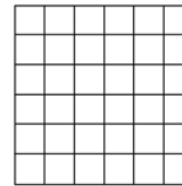
Technical Information

Thickness(mm)	9 mm	Finish	Matte, Grip
Water Absorbtion	<0.5 %	Breaking Strength	> 350 lbf avg.
Bond Strength	> 100 psi	Frost Resistance	Resistant
Variation Index	V3	Chemical Resistance	Unaffected
DCOF - Matte Finish	> 0.42 Wet	Stain Resistance	Unaffected
DCOF - Grip Finish	> 0.6 Wet		

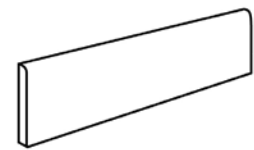
Sizes



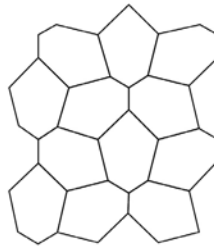
11 3/4" x 23 5/8"



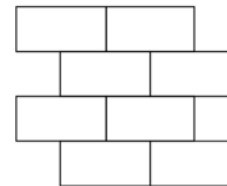
2x2 Mosaic
11 3/4" x 11 3/4"



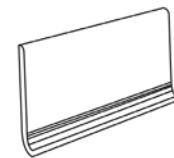
Bullnose 2 13/16"x23 5/8"



Turtle Mosaic 5.1" x 3.8"
15 1/4" x 13 3/8"



Brick Mosaic 2.9" x 5.8"
11 3/4" x 11 3/4"



Cove Base
6" x 12"

ELEMENT
STONE LOOK PORCELAIN