

7 Colors | 7 Sizes | 3 Deco | 3 Finishes

BLAKE

SLATE PORCELAIN

NEMO
TILE + STONE

BLAKE

PORCELAIN

Blake captures the dynamic essence of slate on a porcelain surface, maintaining its expressive identity while evolving. This versatile design element modernizes any environment, transcending trends and stylistic boundaries. Its color palette stretches across seven shades, including earthy tones and vibrant greens. This spectrum enhances the collection's versatility, enabling a wealth of combinations and compositional possibilities to express extraordinary design freedom.

With its array of colors and sizes, Blake affords complete design liberty in a variety of spaces, from residential homes to light commercial environments, whether indoors or outdoors. It seamlessly integrates architecture and furniture in a timeless design perspective, inviting cross experimentation.

Blake's decorative collection presents sophisticated ornamentation opportunities. Mosaic patterns and geometric designs adorn spaces, creating a unique and elegant rhythm across walls and surfaces.



BLAKE

V2 Variation



ICE Matte Grip Aextra20



KHAKI Matte Grip Aextra20




ASH Matte Grip Aextra20




CLOUD Matte Grip Aextra20



JADE Matte Grip Aextra20



IRON Matte Grip Aextra20



DARK Matte Grip Aextra20

Mosaic Tessera 4"x4" on 12"x12" sheet



Ice Khaki Ash Cloud Jade Iron Dark


Mosaic Picket 12 5/8" x 21 4/16"




Ice Khaki Ash Cloud Jade Iron Dark

Availability - Stocked in:

Ice, Ash, Cloud, Iron, Dark, Jade - 12x24 | 24x48 | 4x4



Mosaic Triangles 11 13/16"x11 13/16"



DISCLAIMER

The use of the "Triangles" is only permitted for indoor wall application. It is not advisable to apply it to substrates subject to strong expansion, such as roofs and external facades, in order to avoid possible cracks and detachments that could cause damage to property and persons. When using the above item, it is strongly necessary to follow the installation instructions on this page. For further information on destinations and uses other than those indicated, please contact sales directly.

TRIANGLES

1. Ensure that the installation surface is flat, stable and clean, removing any irregularities.
2. Cut the tiles in the first row in half along the diagonal by installing them in full contact with the wall, i.e. without tilting.
3. Install the following elements by overlapping them on the previously installed piece so that the groove adheres perfectly as shown.
4. Start installing the second row of tiles rotated by 45 degrees so that the milling made on the back side completely overlaps the edge of the bottom row.
5. Apply the adhesive with the double spreading technique, applying the glue both on the piece to be laid and on the wall.
6. Wait as long as necessary for the adhesive to complete its hardening cycle, following the instructions in the manual of the adhesive used.
7. Repeat steps 4. - 5. - 6. for all the upper rows until the decoration is complete.
8. For surfaces greater than approx. 16 m² or linear lengths greater than approx. 8 m, provide adequate expansion joints.

NOTE

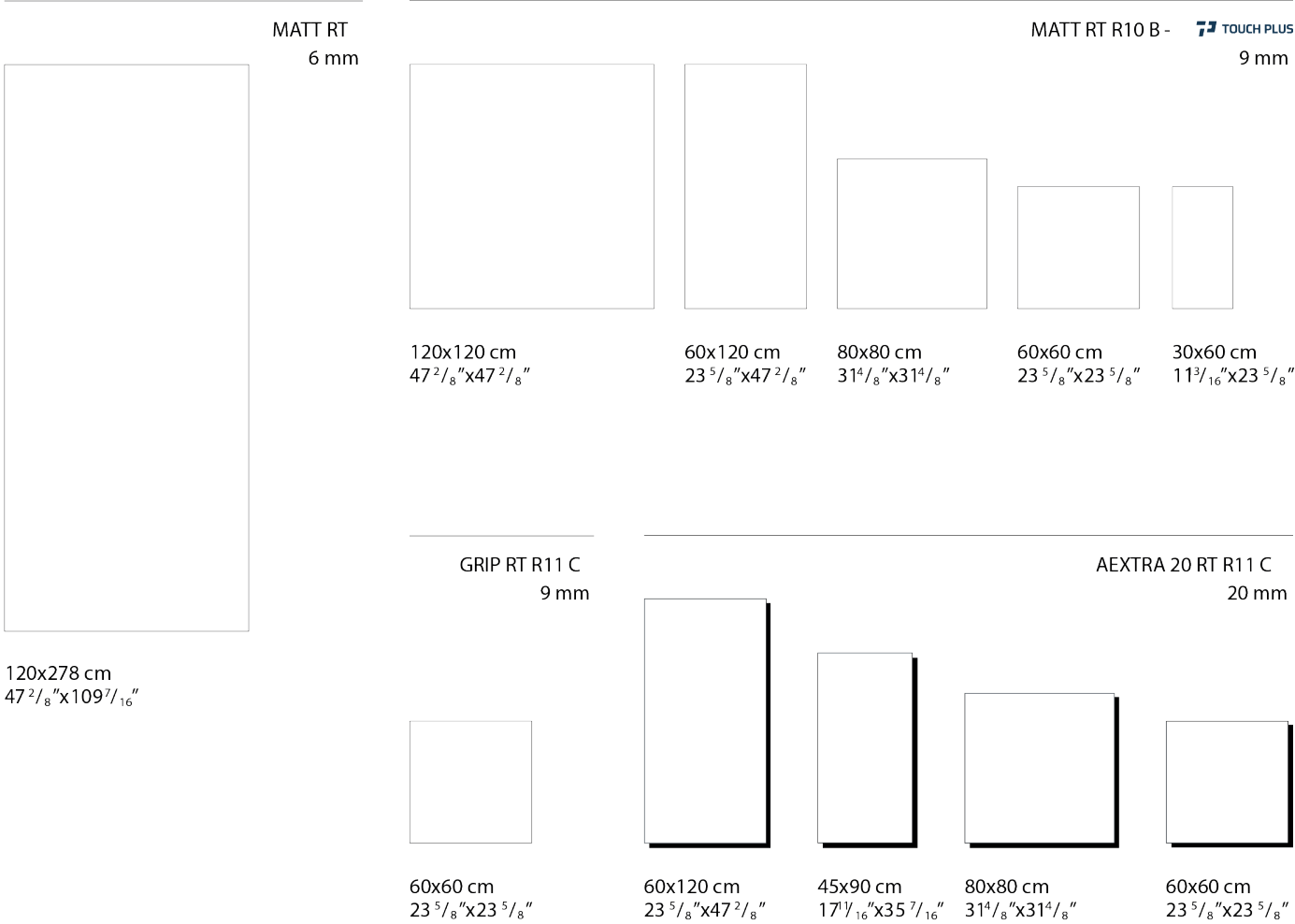
- Use adhesive with zero vertical slip (anti-slip).
- The adhesive must be spread on the wall using a notched trowel in order to obtain a uniform thickness of adhesive over the entire tile-to-wall contact surface.
- In addition to the presence of adhesive on the substrate, make sure that the back of the tile is completely 'wet', i.e. that the adhesive has covered the entire surface.
- After installing each individual tile, apply light pressure so that the adhesive adheres to the tile back side.




Recommend the installation of 6 mm thick extra large slabs only in the following conditions: residential environments, commercial environments that are subject to light traffic and in any case in contexts where there is no regular passage of heavy loads or circulation of trolleys with hard wheels. The range of 6 mm thick extra large slabs is suitable for installation on existing floors: the slabs can be installed on old floors or marble, natural stone and ceramic claddings, without the need to demolish the existing underlying floor.

ATTENTION: it is not recommended to install these slabs on a screed directly, since the results of installation strictly relate to the condition - excellent - of the screed, to its seasoning, to the provision of expansion joints, as well as to perfect installation in accordance to "the rules of the trade". In these cases, Caesar recommends the use of porcelain stoneware with a conventional thickness.











Sizes



Aextra20



Sizes

										
	120x278 cm 47 ³ / ₈ "x109 ⁷ / ₁₆ " 6 mm	120x120 cm 47 ³ / ₈ "x47 ³ / ₈ " 9 mm	80x80 cm 31 ¹ / ₈ "x31 ¹ / ₈ " 9 mm	60x120 cm 23 ⁵ / ₈ "x47 ³ / ₈ " 9 mm	60x60 cm 23 ⁵ / ₈ "x23 ⁵ / ₈ " 9 mm	30x60 cm 11 ⁷ / ₁₆ "x23 ⁵ / ₈ " 9 mm	60x120 cm 23 ⁵ / ₈ "x47 ³ / ₈ " 20 mm	45x90 cm 17 ¹ / ₁₆ "x35 ⁷ / ₁₆ " 20 mm	80x80 cm 31 ¹ / ₈ "x31 ¹ / ₈ " 20 mm	60x60 cm 23 ⁵ / ₈ "x23 ⁵ / ₈ " 20 mm
	MATT RT	MATT RT	MATT RT	MATT RT	MATT RT	GRIP RT R11 C	MATT RT	AEXTRA20 R11 C	AEXTRA20 R11 C	AEXTRA20 R11 C
Ice	●	7	7	7	7		7			
Khaki		7		7	7	☒	7	▲	▲	▲
Ash		7	7	7	7	☒	7	▲	▲	▲
Cloud		7		7	7	☒	7			
Jade		7		7	A					
Iron		7	7	7	7	☒	7	▲	▲	▲
Dark	●	7	7	7	7		7			

- Matt RT R9
- 7 Matt RT R10 B - 7 TOUCH PLUS
- ☒ Grip RT R11 C
- ▲ Aextra20 RT R11 C





RT Rectified, squared, one caliber.

A Manufactured only upon special request.

V2



Minimum variation. Visible variations but similar shades.

				
	Battiscopa - Bullnose Plinthe - Sockel Плинтус 7,2x60 cm 2 ¹³ / ₁₆ "x23 ⁵ / ₈ "	Scalino - Step tread Nez de marche - Stufe cotto-art - Фронтальная ступень 33x120 cm 13"x47 ³ / ₈ "	Scalino - Step tread Nez de marche - Stufe cotto-art - Фронтальная ступень 33x60 cm 13"x23 ⁵ / ₈ "	Angolare - Step tread corner Pièce angulaire - Stufenecke- Угловая ступень 33x33 cm 13"x13"
	MATT	MATT	MATT	MATT
Ice	7	7	7	7
Khaki	7	7	7	7
Ash	7	7	7	7
Cloud	7	7	7	7
Jade	7	7	7	7
Iron	7	7	7	7
Dark	7	7	7	7



7 TOUCH PLUS

BLAKE
Slate Porcelain

Technical Information



TILE PERFORMANCE DATA		TESTS METHOD		AVERAGE VALUE *	
		MATT GRIP		A E X T R A Z O	
	Size	ISO 10545-2	Conforme - In accordance Conforme - Erfüllt - Coorespctreter	In accordance	
	Water absorption*	ISO 10545-3	≤ 0,1%	≤ 0,1%	
	Bending strength*	ISO 10545-4	Conforme - In accordance Conforme - Erfüllt - Coorespctreter	Not applicable to tiles with a breaking strength	≥ 5000 N ≥ 3000 N ≥ 3000 N ≥ 3000 N
	Breaking strength	ISO 10545-4	Sps ≥ 7,5 mm S ≥ 1300 N	≥ 10,000 N	
	Deep scratch resistance*	ISO 10545-6	Conforme - In accordance Conforme - Erfüllt - Coorespctreter	Conforme - In accordance Conforme - Erfüllt - Coorespctreter	
	Thermal linear expansion coefficient*	ISO 10545-8	≤ 7 (10° °C)	≤ 7 (10° °C-1)	
	Thermal shock resistance**	ISO 10545-9	Resistente - Resistant Résistante - Beständig - Croixvalet	Resistant	
	Expansion in humidity*	ISO 10545-10	≤ 0,1 (mm/m)	≤ 0,1 (mm/m)	
	Frost resistance*	ISO 10545-12	Resistente - Resistant Résistante - Beständig - Croixvalet	Resistant	
	Resistance to chemical attack	ISO 10545-13	Resistente - Resistant Résistante - Beständig - Croixvalet	Resistant	
	Carico statico - Static load - Charge statique Statische Last - Статическая нагрузка	EN 12825		Centre Side centre Diagonal	45x90 KN=5,0 60x60 KN=7,0 80x80 KN=7,0 60x120 KN=5,0 KN=4,0 KN=5,0 KN=5,0 KN=4,0 KN=7,0 KN=8,0 KN=8,0 KN=7,0
	Classe di carico di rottura***. Breaking load class*** Classe de charge de rupture*** - Bruchlastklasse*** Класс стойкости к разрушающей нагрузке***	EN 1339		U11 *** T11 ***	
	Resistenza alle macchie* Resistance to stains* Résistance aux taches* - Fleckenbeständigkeit* Устойчивость к образованию пятен	ISO 10545-14	Pulibile - Cleanable Nettoyable - Leicht zu reinigen - Удаление пятен	Cleanable	
	Resistenza allo scivolamento* Slip resistance** Résistance au glissement** - Rutschhemmende Eigenschaft** Сопроствление скольжению**	DIN 51130 DIN 51097 ▲ ANSI A328.3	R9 Matt: 120x278 R10 S Matt WET DCOF ≥ 0,42	R11 C Grip WET DCOF ≥ 0,55 WET DCOF ≥ 0,55	
	Spessore nominale Nominal Thickness Épaisseur nominal - Номинальная толщина		8 mm 120x278 8 mm 120x120, 60x120, 80x80, 60x60, 30x60	20 mm	

* Average values referred to the lasto two years of production.

** As far as values relating to the matt finish of the product and to tests carried out by certified external laboratories whose results are available upon request at Headoffice, we are willing to check the lot you are interested in purchasing.

*** Detail referred to the 60x60 cm size.

● For domestic chemicals and swimming pool additives.

▲ Wet DCOF specific values available at the company.

Packaging

Format - Size		Box			Pallet		
CM	INCHES	PZ	MQ	KG	SC	MQ	KG
120x278	47 ² / ₈ "x109 ⁷ / ₁₆ "	1	3,3221	~49,56	18	59,798	~892,08
120x120	47 ² / ₈ "x47 ² / ₈ "	2	2,85605	~62	20	57,121	~1240
80x80	31 ¹ / ₈ "x31 ¹ / ₈ "	2	1,28	~27,36	48	61,44	~1313,28
60x120	23 ⁵ / ₈ "x47 ² / ₈ "	2	1,44	~30,4	35	50,4	~1064
60x60	23 ⁵ / ₈ "x23 ⁵ / ₈ "	4	1,44	~28,4	30	43,20	~852
30x60	11 ⁷ / ₁₆ "x23 ⁵ / ₈ "	7	1,26	~23,45	40	50,40	~938
60x120 A E X T R A Z O	23 ⁵ / ₈ "x47 ² / ₈ "	1	0,72	~33,35	35	25,2	~1167,25
45x90 A E X T R A Z O	17 ¹ / ₁₆ "x35 ⁷ / ₁₆ "	2	0,81	~36	27	21,87	~972
80x80 A E X T R A Z O	31 ¹ / ₈ "x31 ¹ / ₈ "	1	0,64	~29,7	42	26,88	~1247,4
60x60 A E X T R A Z O	23 ⁵ / ₈ "x23 ⁵ / ₈ "	2	0,72	~32	30	21,6	~960

