



4 Colors | 4 Size | 2 Deco | 2 Finish

BEYOND DOLOMITE MARBLE PORCELAIN

NEMO
TILE + STONE


BEYOND DOLOMITE

Porcelain

Beyond Dolomite is a sustainable porcelain tile collection curated to capture the essence of the most delicate marbles. Featuring subtle linear veins on a smooth backdrop, making it versatile for any style or application. Honoring the elegance of minimalist design, this collection embodies a neutral color palette, redefining sophistication and pushing the boundaries of design. Offering an unwavering dedication to replicating the timeless allure of marble in four unique variations.

V2 Variation





BLACK & GRAY APEX MOSAIC



BLACK



COOL WHITE



STRIPES



WARM WHITE



GRAY

Beyond Dolomite is available in four distinct field tiles: 23 5/8”x 47 1/4”, 11 3/4”x 23 5/8”, 11 3/4”x 23 5/8” stripes, and a 23 5/8”x 23 5/8” outdoor paver. It also includes two decor mosaics in a 11 3/4”x 11 3/4” and a 11”x 11” format in a matte finish. This is a full collection for floor and wall applications.

COLORS Matte ∇ 9 mm | Polished ∇ 9 mm | Outdoor ∇ 20mm



COOL WHITE



WARM WHITE




GRAY



BLACK

STRIPES



11 3/4”x 23 5/8”
RECTIFIED
 ∇ 9 mm



Apex Mosaic
11”x11”
Matte
 ∇ 9 mm



Mosaic
11 3/4”x11 3/4”
Matte
 ∇ 9 mm

Technical Information

Field tiles	Commercial size (in)	Nominal size (in)	Thickness (mm)	Finish	Edge
	12" x 24"	11 3/4" x 23 5/8"	9 mm	Matte	Rectified
	Stripes	11 3/4" x 23 5/8"	9 mm	Matte	Rectified
	24" x 48"	23 5/8" x 47 1/4"	9 mm	Matte, Polished	Rectified
	Outdoor Paver	23 5/8" x 23 5/8"	20 mm	Outdoor	Rectified
Mosaics and coordinating trims	Commercial size (in)	Nominal size (in)	Thickness (mm)	Finish	Please refer to caliber chart for working size. Close joints are not recommended.
	Mosaic 2" x 2"	1 1/4" x 1 1/4"	9 mm	Matte	
	Apex Mosaic	1 1" x 1 1"	9 mm	Matte	
	Bullnose 3" x 24"	2 7/8" x 23 5/8"	9 mm	Matte, Polished	
	Cove Base 6" x 12"	5 7/8" x 11 3/4"	8.5 mm	Matte	

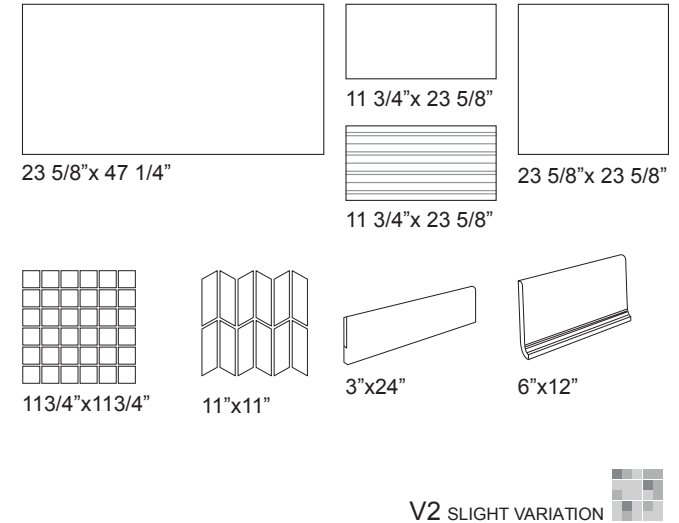
Property		Test Method	Requirements		
			Calibrated	Rectified	
Regularity characteristics	Nominal Size	ASTM C499	±3.00%	-3.00% + +2.00%	Compliant
	Caliber Range		±0.50% or ±0.08 in (±2.0 mm) (*)	±0.25% or ±0.03 in (±0.8 mm) (*)	Compliant
	Thickness ⁽¹⁾		Range: 0.04 in (1.02 mm)		Compliant
	Wedging	ASTM C502	±0.50% or ±0.08 in (±2.0 mm) (*)	±0.25% or ±0.03 in (±0.8 mm) (*)	Compliant
	Warpage Edge	ASTM C485	±0.75% or ±0.09 in (±2.3 mm) (*)	±0.40%	Compliant
	Warpage Diagonal		±0.50% or ±0.08 in (±2.0 mm) (*)	±0.40% or ±0.07 in (±1.8 mm) (*)	Compliant
Structural characteristics	Water Absorption	ASTM C373	≤ 0.5%		≤ 0.5%
Bulk mechanical characteristics	Breaking Strength	ASTM C648	Matte, Polished $\nless 9$	Outdoor $\nless 20$	Matte, Polished $\nless 9$ Outdoor $\nless 20$
			Average ≥ 250 lbf. (1.11 kN)	≥ 2000 lbf. avg	≥ 350 lbf. avg ≥ 2200 lbf. avg
	Modulus of Rupture	ASTM C1050	Outdoor $\nless 20$	Outdoor $\nless 20$	
Physical properties	Bond Strength	ASTM C482	≥ 50 psi. (0.34 Mpa)		≥ 100 psi.
Thermal and hygrometric characteristics	Resistance to Freeze/Thaw Cycling	ASTM C1026	As Reported		Resistant
	Thermal Shock Resistance	ASTM C484	As Reported		Resistant
Chemical characteristics	Chemical Resistance	ASTM C650	As Reported		Unaffected
	Stain Resistance	ASTM C1378	As Reported		Unaffected
Safety characteristics	Dynamic Coefficient of Friction (DCOF)	ANSI A326.3	As Reported ⁽²⁾		Matte $\nless 9$ Polished $\nless 9$ Outdoor $\nless 20$
					≥ 0.42 Wet Interior Wet (IW) ⁽²⁾ ≥ 0.42 Dry Interior Dry (ID) ⁽²⁾ ≥ 0.60 Wet Exterior Wet (EW) ⁽²⁾

STOCKED IN

• All Colors

NEMO
TILE + STONE

Sizes



Sustainability Certifications



BEYOND DOLOMITE
Marble Porcelain